


## Community Helper Star

### Art Project Idea


**Community Helper Puppets** Print pictures of community helpers below onto cardstock. Have the children color in the pictures and then cut out the figures. Give each child a Popsicle stick and show them how to glue the top half of the stick to the back of the picture to create a puppet. The children can then stage a puppet show, each taking on the character of their particular community helper puppet.




Teacher



Police  
Officer



Doctor




Fire  
Fighter




Mail-carrier



Dentist



Construction Worker



Librarian