

***** Stars**

Lambs

With your instructor's help:

- Learn a song that talks about little lambs.
- Learn Psalm 23:1.
- Listen to a story about lambs.
- Draw, color, or make a craft of a lamb.

(A) Lamb-Marionette

Materials:

1 paper plate

½ paper plate

Crayons

Scissors

Glue

Cotton

Directions:

Glue the paper plate and the ½ paper plate together making a pocket. Color the little lamb plate. Cut out the little lamb pieces and paste them to the paper plate. Paste cotton to the little lamb. Play out with your friends a story about a little lamb.

(B) Little Lamb-Pencil Holder

Materials:

1 empty tin can

White construction paper


Cotton

Glue

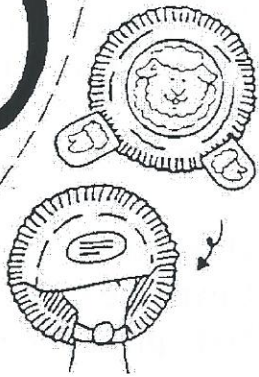


Directions:

Cover the tin can with white paper. Color the lamb. Cut out the lamb body pieces and paste them on the tin can. (See example).

(A) Lamb-Marionette




It followed her to school one day,
And made the children laugh and
play.



(B) Little Lamb- Pencil Holder



front



back

